

EDAM[®]

Enterprise Document Assessment Methodology

Industry Segment Document Costs

The costs represented are summarized for simplicity. They are based on our independent research and data sources encompassing 5,000+ global Public, Private, Governmental and Education organizations with more than 1,000+ full-time employees, across 320 industries, which are then categorized into 24 popular market segments for 2017.

This document is intended for education and discussion purposes.

EDAM[®] is a registered trademark.

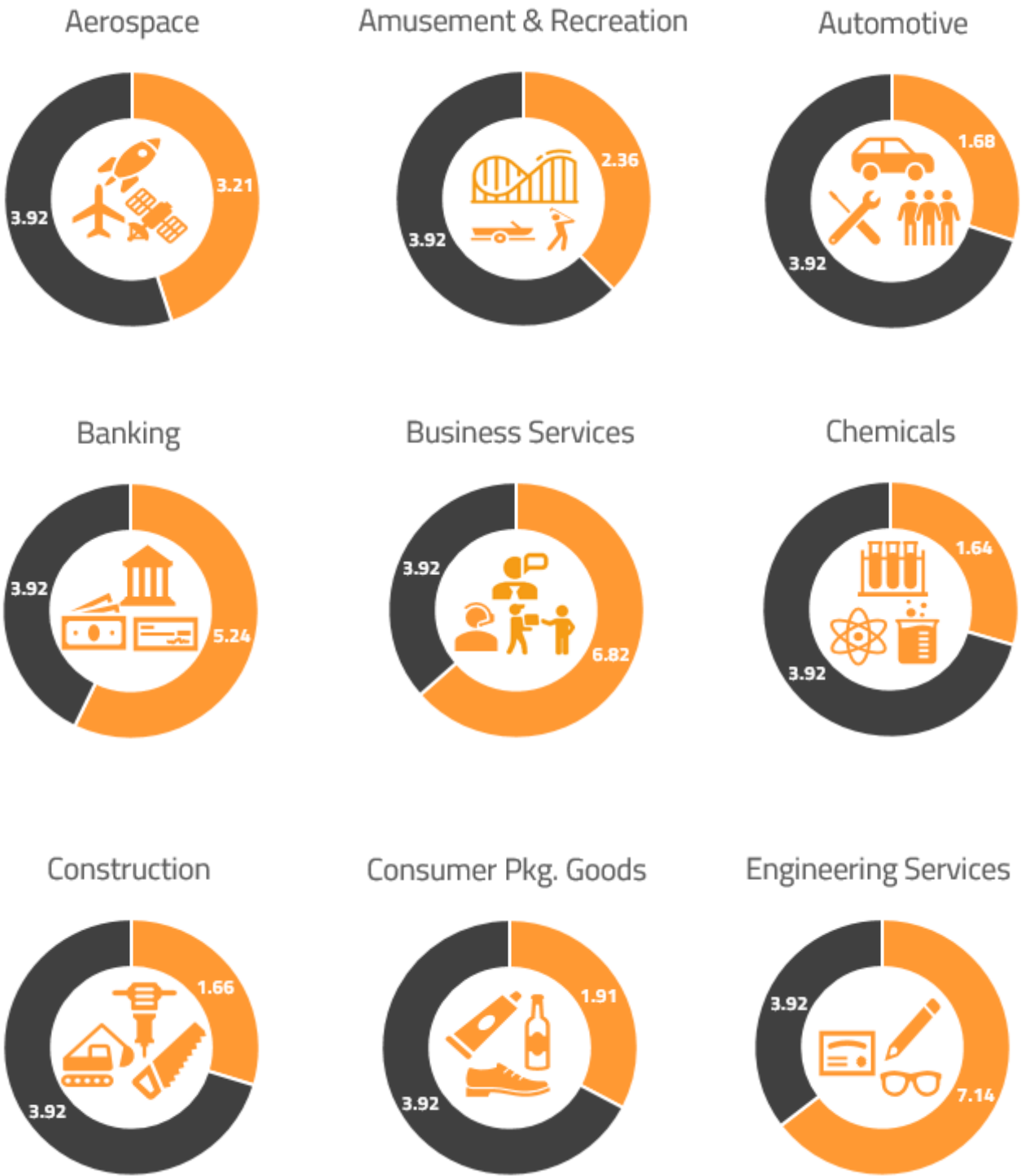
ALLAssociatesGroup
strength in numbers

1997-2017

EDAM® Predicted Document Costs as Percentage of Revenues

The figures below represent the weighted average of Office, Production and Commercial document costs as a percentage of revenues, across 320 industries for organizations with 1,000+ FTE staff.

● 2017 All Industries Average Document Costs % of Revenue ● 2017 Segment Document Costs % of Revenue

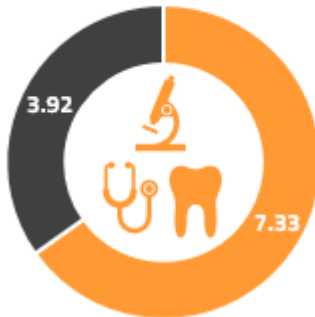


EDAM[®] Predicted Document Costs as Percentage of Revenues

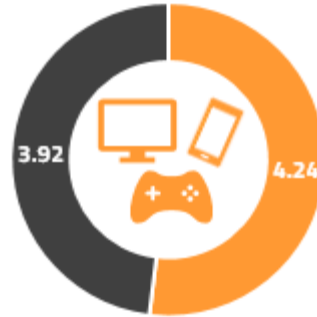
The figures below represent the weighted average of Office, Production and Commercial document costs as a percentage of revenues, across 320 industries for organizations with 1,000+ FTE staff.

● 2017 All Industries Average Document Costs % of Revenue ● 2017 Segment Document Costs % of Revenue

Healthcare Providers



High Tech & Electronics



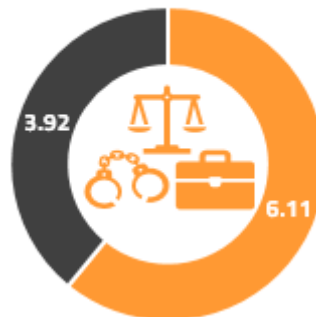
Insurance



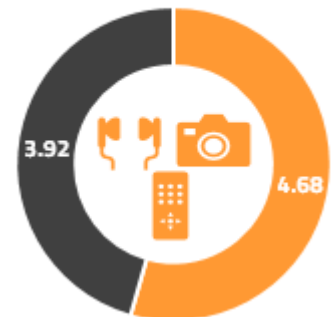
Hotels, Tourism & Travel Svcs.




Legal Services



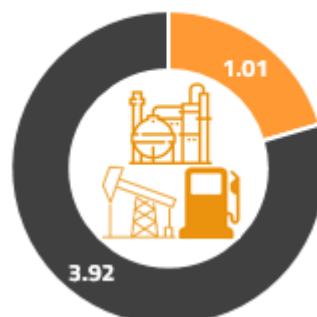
Media & Entertainment



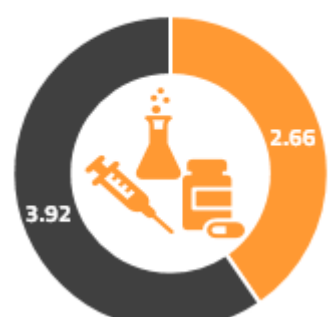
Mining



Oil & Gas



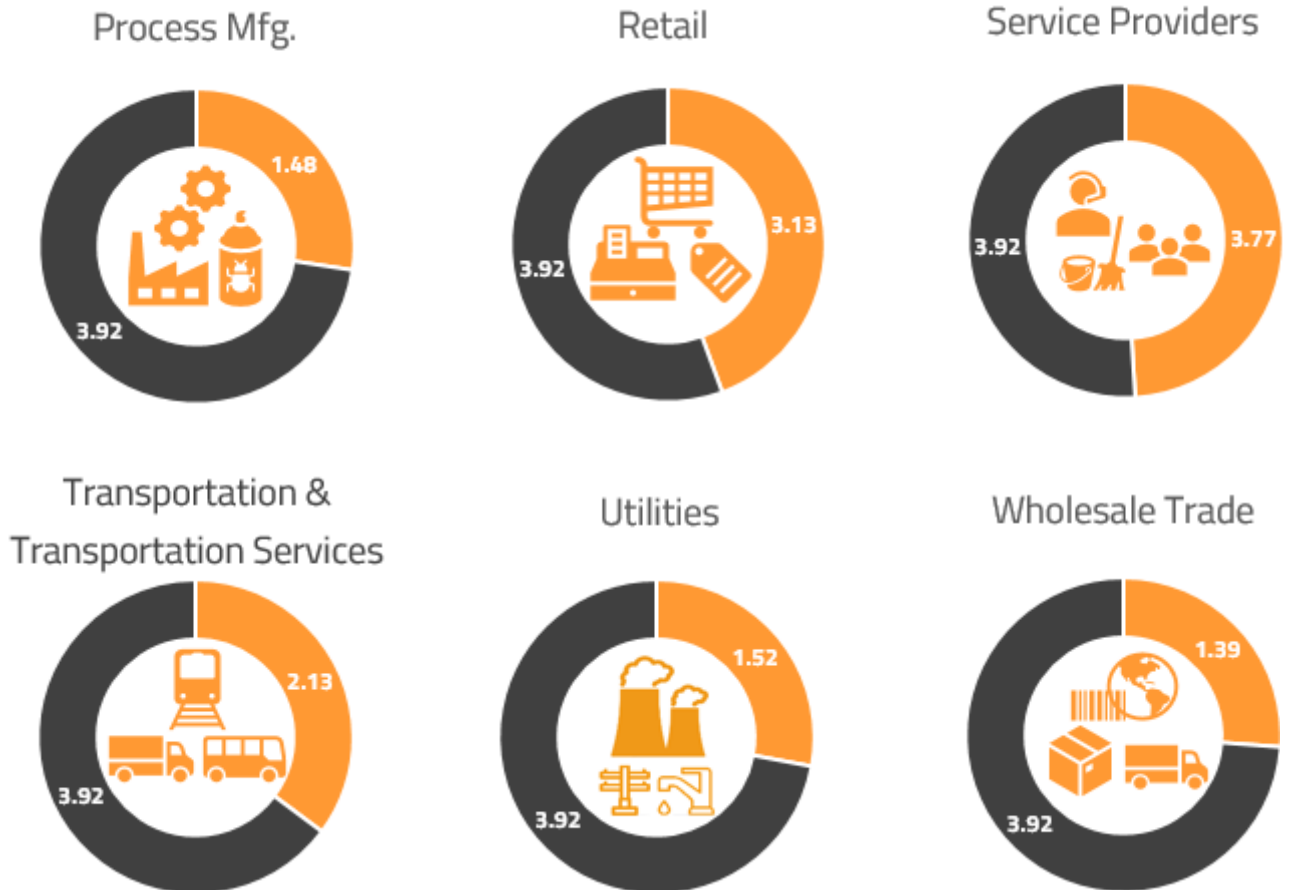
Pharmaceutical



EDAM® Predicted Document Costs as Percentage of Revenues

The figures below represent the weighted average of Office, Production and Commercial document costs as a percentage of revenues, across 320 industries for organizations with 1,000+ FTE staff.

● 2017 All Industries Average Document Costs % of Revenue ● 2017 Segment Document Costs % of Revenue



EDAM® 2017 Industry Cost Modeling

ALL Associates Group uses exhaustive research, mathematical and scientific processes, analytics, and techniques to combine global data on employment and industry statistics. Our databases and algorithms can compute the fully burdened costs of any document system. This segment cost report was generated using EDAM® Predictive Modeling Tools and is intended to be used for education and discussion purposes only. Additional details about this document please contact:

ALL Associates Group

Telephone: **(919) 263-4001** eMail: **edam@allassociates.com**

A Humble Request ...

Thank you for your interest in our research. Since 1997, our data and insights have frequently been used as the basis of many presentations without the proper use of citations.

The figures are available free for you to use. However, we humbly request that you please **give credit where credit is due.**

Please reference ALL Associates Group, Inc. 2017 as the source of the information.

Our goal is to increase knowledge of document systems and the important role they have in our daily lives, while simultaneously helping our clients gain a different perspective.

We publish new information and research regularly, so be sure to check it out again soon.

ALLAssociatesGroup
strength in numbers

